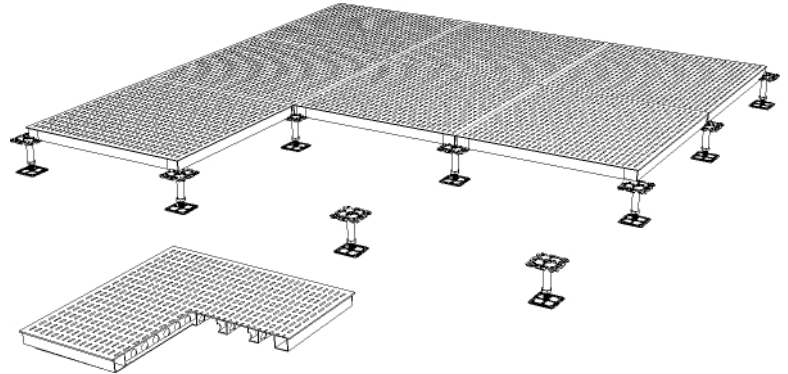


Data sheet

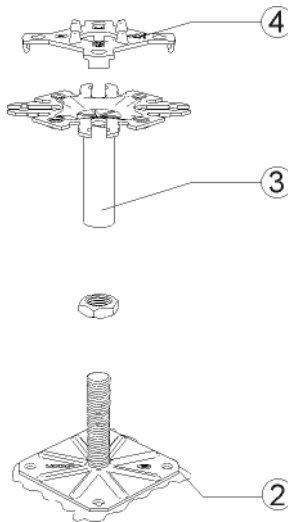
Access Floor Type VENTEC H 38 L 16 x H

- 1 Access floor panel
- 2 Pedestal glue
- 3 Height fixing
- 4 Gasket



System description

- **Panel**
carrier plate consisting of a welded tubing frame construction with powder-coated surface, plate for ventilation purposes perforates, optionally with throttle-sheet or quantity adjustment
- **Pedestal**
precisely height adjustable, from galvanized and yellow chromated steel, precision threaded bolt, various types according to height requirements
- **Gasket**
from conductive plastic material, vaulted surface for perfect panel fixing
- **Height Fixing**
securing part or locking glue (alternatively)
- **Gluing**
placing of pedestal base in adhesive Finished floor heights >500 mm use of stringers is recommended for better lateral stability
- **Wall Connection**
pre-compressed foam rubber, as sound barrier and absorption of horizontal movements
- **Subfloor**
a 2-component epoxy coating is recommended in case of air ventilation



Technical Data

Load and deflection class ¹	3A (4 kN) 5B (5 kN)
Building material class of panel	A1
Electrostatic conductivity ²	≥ 5 x 10 ⁵ Ω
Weight of system ³	39 kg/m ²
Finished floor heights (FFH) ⁴	70 – 1250 mm
Panel thickness ⁵	38 mm
Pedestal spacing	600 mm

¹ acc. to EN 12825, with safety factor 2, nominal load in brackets
² values depending on floor covering
³ floor height 150 mm (FFH), without covering
⁴ special heights on request
⁵ special thickness on request

Perforationstype

perforationstype	Perforation type	free section
L 16	5 x 22 mm	16 %

Applications

- Computer rooms and control rooms
- Industry and working rooms
- Training and research rooms
- Office and construction areas

Possible Floor Coverings⁶

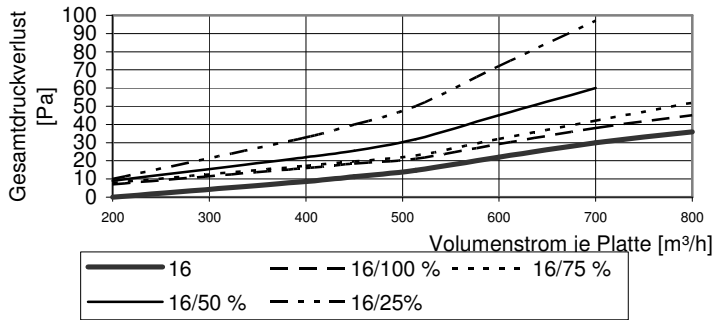
- Linoleum, PVC, Rubber, HPL
- Tufting, Velour, Needlefelt
- Loosely laid covering tiles
- Linings with perforation punching

Technische Änderungen auch ohne Ankündigung vorbehalten.
 Subject to change without notice.
 Diese Unterlage ist unser geistiges Eigentum. Sie darf ohne unsere
 Zustimmung weder vervielfältigt, noch unbetügelbar, verändert, noch
 gewerbsmäßig verbreitet oder weiteren Personen vorgelegt werden.

Data sheet

Overview of the ventilation diagrams

Perforationstyp L 16



Perforation

